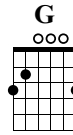
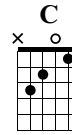
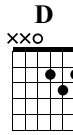
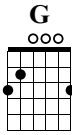
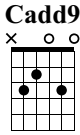
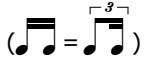
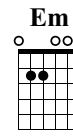
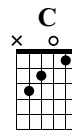
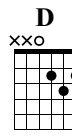
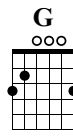
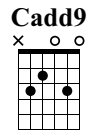


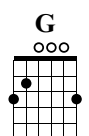
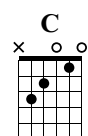
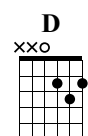
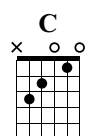
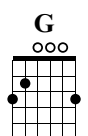
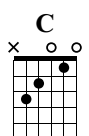
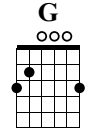
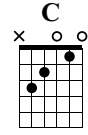
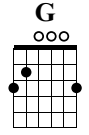
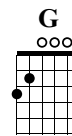
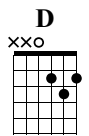
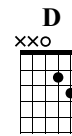
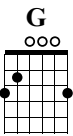
# Nina Bobo

voor gitaar  
(capo op fret 3)



gitaar

1 Capo fret 3



Em Cadd9 G D C G

The image displays a guitar chord progression. At the top, six chord diagrams are shown: Em (E minor), Cadd9 (C major with an added 9th), G (G major), D (D major), C (C major), and G (G major). Each diagram shows the fretting pattern on a six-string guitar. Below the diagrams is a musical staff with a treble clef. The staff contains several chords and notes. Fret numbers 21, 22, 23, 24, and 25 are marked on the staff. The notation includes chords and notes, with some notes having stems and flags. The staff ends with a double bar line.